

[Financial Reporting](#)

[Legal Forms](#)

[Grant Payments](#)

[Grantee Profile](#)

Current Grantee View:  
**Oregon Network**

[Financial Reporting Main](#) \ AFR Signature Page

## AFR Signature Page (2017)

PRINT: [AFR Signature Page](#) OR [Entire AFR](#)

GET HELP WITH: [AFR Signature Page](#)

Grantee Information	Summary of Non-Federal Financial Support 2017	
<b>Grantee ID:</b> 1840		2017 data
<b>Grantee Name:</b> Oregon Network	<b>1. Direct Revenue (Schedule A)</b>	\$12,864,420
<b>City:</b> Portland	<b>2. Indirect Administrative (Schedule B)</b>	\$0
<b>State:</b> OR	<b>3. In-kind Contributions</b>	
<b>Licensee Type:</b> Community	<b>a. Services and Other Assets (Schedule C)</b>	\$75,693
	<b>b. Property and Equipment (Schedule D)</b>	\$0
	<b>4. Total Non-Federal Financial Support</b>	\$12,940,113

### Certification by Head of Grantee

I certify that the above Schedule of Non-federal Financial Support for the fiscal year ending June,30,2017 conforms with the definition of non-federal financial support set forth in the Communications Act of 1934, as amended, and adheres to the appropriate source, form, purpose, and recipient criteria described in the Corporation for Public Broadcasting's Fiscal Year 2017 Financial Reporting Guidelines

**Name of Head of Grantee:** Steven M. Bass  
**Title:** Head of Grantee  
**Email:** sbass@opb.org  
**Address:** Oregon Public Broadcasting, 7140 SW Macadam Ave, Portland, OR USA 97219-3099  
**Telephone:** 503-244-9900

### Independent Accountant's Report

We have examined management's assertion included in the accompanying Corporation for Public Broadcasting (CPB) Schedule of Non-Federal Financial Support that Oregon Network complied with CPB's Fiscal Year 2017 Financial Reporting Guidelines governing the amounts reported as Non-Federal Financial Support (NFFS) during the fiscal year ended June,30,2017. Management is responsible for Oregon Network 's compliance with those requirements. Our responsibility is to express an opinion on management's assertion about Oregon Network 's compliance based on our examination.

Our examination was conducted in accordance with attestation standards established by the American Institute of Certified Public Accountants and, accordingly, included examining, on a test basis, evidence about Oregon Network 's compliance with those requirements and performing such other procedures, as we considered necessary in the circumstances. We believe that our examination provides a reasonable basis for our opinion. Our examination does not provide a legal determination on Oregon Network compliance with specified requirements.

In our opinion, Oregon Network complied, in all material respects, with the aforementioned requirements for the fiscal year ended June,30,2017.

This report is intended solely for the information and use of the Corporation for Public Broadcasting and is not intended to be and should not be used by anyone other than this specified party.

**Name of Independent Accountant:** Jennifer Price  
**Title:** Independent Accountant  
**Email:** jennifer.price@mossadams.com  
**Address:** Moss Adams LLP, 805 SW Broadway Suite 1200, Portland, OR 97205  
**Telephone:** 503-478-2209  
**Audit Agency or Department:** Moss Adams LLP  
**City:** Portland  
**State:** OR

**Certified By** : Steven Bass, Head Of Grantee, President & CEO, 12/28/2017 11:59:22 AM  
**Attested By** : Jennifer Price, Independent Accountant, Partner, 1/11/2018 5:13:37 PM

[Back to Main](#)

 [Signature Page](#)  
[Comments](#)

**NFFS Excluded?**


If you have an NFFS Exclusion, please click the "NFFS X" button, and enter your NFFS data.

Source of Income	2016 data	2017 data
1. Amounts provided directly by federal government agencies	\$858,177	\$1,259,846
A. Grants for facilities and other capital purposes (PTFP and others)	\$0	\$0
B. Department of Education	\$0	\$0
C. Department of Health and Human Services	\$0	\$0
D. National Endowment for the Arts and Humanities	\$9,223	\$0
E. National Science Foundation	\$848,954	\$1,259,846
F. Other Federal Funds (specify)	\$0	\$0
2. Amounts provided by Public Broadcasting Entities	\$2,241,924	\$2,130,793
A. CPB - Community Service Grants	\$1,772,196	\$1,781,123
B. CPB - all other funds from CPB (e.g. DDF, RTL, Programming Grants)	\$229,508	\$312,457
C. PBS - all payments except copyright royalties and other pass-through payments. See Guidelines for details.	\$194,754	\$491
D. NPR - all payments except pass-through payments. See Guidelines for details.	\$375	\$250
E. Public broadcasting stations - all payments	\$36,091	\$27,609
F. Other PBE funds (specify)	\$9,000	\$8,863
<b>Description</b>	<b>Amount</b>	
American Public Media	\$8,863	
3. Local boards and departments of education or other local government or agency sources	\$7,307	\$8,608
3.1 NFFS Eligible	\$2,670	\$4,106
A. Program and production underwriting	\$2,670	\$3,986
B. Grants and contributions other than underwriting	\$0	\$120
C. Appropriations from the licensee	\$0	\$0
D. Gifts and grants for facilities and equipment as restricted by the donor or received through a capital campaign (Radio only)	\$0	\$0
E. Gifts and grants received through a capital campaign but not for facilities and equipment	\$0	\$0
F. Other income eligible as NFFS (specify)	\$0	\$0
3.2 NFFS Ineligible	\$4,637	\$4,502
A. Rental income	\$3,637	\$3,738
B. Fees for services	\$0	\$0
C. Licensing fees (not royalties – see instructions for Line 15)	\$0	\$0
	\$0	\$0

D. Gifts and grants for facilities and equipment as restricted by the donor or received through a capital campaign (TV only)

E. Other income ineligible for NFFS inclusion \$1,000 \$764 

Description	Amount
Advertising revenue	\$764


4. State boards and departments of education or other state government or agency sources \$237,079 \$231,366 


4.1 NFFS Eligible \$237,079 \$231,366 

A. Program and production underwriting \$44,223 \$49,223 

B. Grants and contributions other than underwriting \$192,856 \$182,143 

C. Appropriations from the licensee \$0 \$0 

D. Gifts and grants for facilities and equipment as restricted by the donor or received through a capital campaign (Radio only) \$0 \$0 


E. Gifts and grants received through a capital campaign but not for facilities and equipment \$0 \$0 

F. Other income eligible as NFFS (specify) \$0 \$0 

4.2 NFFS Ineligible \$0 \$0 

A. Rental income \$0 \$0 

B. Fees for services \$0 \$0 

C. Licensing fees (not royalties – see instructions for Line 15) \$0 \$0 

D. Gifts and grants for facilities and equipment as restricted by the donor or received through a capital campaign (TV only) \$0 \$0 

E. Other income ineligible for NFFS inclusion \$0 \$0 

5. State colleges and universities \$1,119 \$4,023 


5.1 NFFS Eligible \$1,040 \$762 

A. Program and production underwriting \$1,040 \$762 

B. Grants and contributions other than underwriting \$0 \$0 

C. Appropriations from the licensee \$0 \$0 

D. Gifts and grants for facilities and equipment as restricted by the donor or received through a capital campaign (Radio only) \$0 \$0 


E. Gifts and grants received through a capital campaign but not for facilities and equipment \$0 \$0 

F. Other income eligible as NFFS (specify) \$0 \$0 

5.2 NFFS Ineligible \$79 \$3,261 

A. Rental income \$39 \$936 

B. Fees for services \$0 \$0 

C. Licensing fees (not royalties – see instructions for Line 15) \$0 \$500 

D. Gifts and grants for facilities and equipment as restricted by the donor or received through a capital campaign (TV only) \$0 \$0 

E. Other income ineligible for NFFS inclusion

Description	Amount		
Advertising Revenue	\$1,825	\$40	\$1,825
6. Other state-supported colleges and universities		\$0	\$0
6.1 NFFS Eligible		\$0	\$0
A. Program and production underwriting		\$0	\$0
B. Grants and contributions other than underwriting		\$0	\$0
C. Appropriations from the licensee		\$0	\$0
D. Gifts and grants for facilities and equipment as restricted by the donor or received through a capital campaign (Radio only)		\$0	\$0
E. Gifts and grants received through a capital campaign but not for facilities and equipment		\$0	\$0
F. Other income eligible as NFFS (specify)		\$0	\$0
6.2 NFFS Ineligible		\$0	\$0
A. Rental income		\$0	\$0
B. Fees for services		\$0	\$0
C. Licensing fees (not royalties – see instructions for Line 15)		\$0	\$0
D. Gifts and grants for facilities and equipment as restricted by the donor or received through a capital campaign (TV only)		\$0	\$0
E. Other income ineligible for NFFS inclusion		\$0	\$0
7. Private colleges and universities		\$18,969	\$12,304
7.1 NFFS Eligible		\$16,115	\$8,035
A. Program and production underwriting		\$16,115	\$8,035
B. Grants and contributions other than underwriting		\$0	\$0
C. Appropriations from the licensee		\$0	\$0
D. Gifts and grants for facilities and equipment as restricted by the donor or received through a capital campaign (Radio only)		\$0	\$0
E. Gifts and grants received through a capital campaign but not for facilities and equipment		\$0	\$0
F. Other income eligible as NFFS (specify)		\$0	\$0
7.2 NFFS Ineligible		\$2,854	\$4,269
A. Rental income		\$2,534	\$2,531
B. Fees for services		\$0	\$0
C. Licensing fees (not royalties – see instructions for Line 15)		\$0	\$0
D. Gifts and grants for facilities and equipment as restricted by the donor or received through a capital campaign (TV only)		\$0	\$0
E. Other income ineligible for NFFS inclusion		\$320	\$1,738
Advertising Revenue	\$1,738		
8. Foundations and nonprofit associations		\$1,422,969	\$984,578

8.1 NFFS Eligible	\$950,702	\$886,890	
A. Program and production underwriting	\$751,395	\$732,159	
B. Grants and contributions other than underwriting	\$199,307	\$154,731	
C. Gifts and grants for facilities and equipment as restricted by the donor or received through a capital campaign (Radio only)	\$0	\$0	
D. Gifts and grants received through a capital campaign but not for facilities and equipment	\$0	\$0	
E. Other income eligible as NFFS (specify)	\$0	\$0	

8.2 NFFS Ineligible	\$472,267	\$97,688	
A. Rental income	\$500	\$223	
B. Fees for services	\$160,890	\$5,000	
C. Licensing fees (not royalties – see instructions for Line 15)	\$950	\$1,000	
D. Gifts and grants for facilities and equipment as restricted by the donor or received through a capital campaign (TV only)	\$308,652	\$42,477	
E. Other income ineligible for NFFS inclusion	\$1,275	\$48,988	

Description	Amount
Sale of program for private use	\$2,698
Advertising Revenue	\$46,290

9. Business and Industry	\$1,489,885	\$1,275,178	
--------------------------	-------------	-------------	--

9.1 NFFS Eligible	\$605,784	\$563,613	
A. Program and production underwriting	\$500,259	\$428,408	
B. Grants and contributions other than underwriting	\$105,525	\$135,205	
C. Gifts and grants for facilities and equipment as restricted by the donor or received through a capital campaign (Radio only)	\$0	\$0	
D. Gifts and grants received through a capital campaign but not for facilities and equipment	\$0	\$0	
E. Other income eligible as NFFS (specify)	\$0	\$0	

9.2 NFFS Ineligible	\$884,101	\$711,565	
A. Rental income	\$104,411	\$92,798	
B. Fees for services	\$146,955	\$132,560	
C. Licensing fees (not royalties – see instructions for Line 15)	\$166,892	\$2,105	
D. Gifts and grants for facilities and equipment as restricted by the donor or received through a capital campaign (TV only)	\$0	\$750	
E. Other income ineligible for NFFS inclusion	\$465,843	\$483,352	

Description	Amount
Leasing of SCA, VBI, ITFS	\$432,227
Advertising Revenue	\$29,431
Membership List Revenue	\$18,159
Sale of program for private use	\$2,268
Bad debt charged to allowance	\$1,267

10. Memberships and subscriptions (net of membership bad debt expense)	\$7,125,056	\$6,699,689	
--	-------------	-------------	--

10.1 NFFS Exclusion – Fair market value of premiums that are not of insubstantial value	\$546,240	\$473,018	
10.2 NFFS Exclusion – All bad debt expenses from NFFS eligible revenues including but not limited to pledges, underwriting, and membership (unless netted elsewhere in Schedule A)	\$0	\$0	
	<b>2016 data</b>	<b>2017 data</b>	
10.3 Total number of contributors.	73,212	63,111	
11. Revenue from Friends groups less any revenue included on line 10	\$0	\$0	
	<b>2016 data</b>	<b>2017 data</b>	
11.1 Total number of Friends contributors.	0	0	
12. Subsidiaries and other activities unrelated to public broadcasting (See instructions)	\$0	\$0	
A. Nonprofit subsidiaries involved in telecommunications activities	\$0	\$0	
B. NFFS Ineligible – Nonprofit subsidiaries not involved in telecommunications activities	\$0	\$0	
C. NFFS Ineligible – For-profit subsidiaries regardless of the nature of its activities	\$0	\$0	
D. NFFS Ineligible – Other activities unrelated to public broadcasting	\$0	\$0	

## Form of Revenue

	2016 data	2017 data	
13. Auction revenue (see instructions for Line 13)	\$0	\$0	
A. Gross auction revenue	\$0	\$0	
B. Direct auction expenses	\$0	\$0	
14. Special fundraising activities (see instructions for Line 14)	\$771,660	\$690,098	
A. Gross special fundraising revenues	\$926,140	\$852,320	
B. Direct special fundraising expenses	\$154,480	\$162,222	
15. Passive income	\$116,333	\$217,787	
A. Interest and dividends (other than on endowment funds)	\$16,347	\$45,642	
B. Royalties	\$12,904	\$11,881	
C. PBS or NPR pass-through copyright royalties	\$87,082	\$160,264	
16. Gains and losses on investments, charitable trusts and gift annuities and sale of other assets (other than endowment funds)	\$0	\$0	
A. Gains from sales of property and equipment (do not report losses)	\$0	\$0	
B. Realized gains/losses on investments (other than endowment funds)	\$0	\$0	
C. Unrealized gains/losses on investments and actuarial gains/losses on charitable trusts and gift annuities (other than endowment funds)	\$0	\$0	
17. Endowment revenue	\$717,072	\$3,435,867	
A. Contributions to endowment principal	\$841,773	\$1,345,632	
B. Interest and dividends on endowment funds	\$311,691	\$368,779	
C. Realized net investment gains and losses on endowment funds (if this is a negative amount, add a hyphen, e.g., "-1,765")	\$164,251	\$317,894	

D. Unrealized net investment gains and losses on endowment funds (if this is a negative amount, add a hyphen, e.g., "-1,765")	\$-600,643	\$1,403,562	
18. Capital fund contributions from individuals (see instructions)	\$51,541	\$393,118	
A. Facilities and equipment (except funds received from federal or public broadcasting sources)	\$51,541	\$393,118	
B. Other	\$0	\$0	
19. Gifts and bequests from major individual donors	\$2,139,424	\$2,320,681	
	<b>2016 data</b>	<b>2017 data</b>	
19.1 Total number of major individual donors	1,135	1,072	

20. Other Direct Revenue	\$106,170	\$124,031	
--------------------------	-----------	-----------	--

Description	Amount
Various	\$124,031
<b>Exclusion Description</b>	<b>Amount</b>
Ticket sales to concerts and other events (exclusive of contributions portion if disclosed)	\$3,308
Sale or rental of program transcripts or recording for other than public performance including private use	\$108
Sale of premiums	\$234
Refunds, rebates, reimbursements and insurance proceeds	\$7,077
A wholly owned or partially owned for-profit subsidiary regardless of the nature of the business	\$113,304

Line 21. Proceeds from spectrum auction, interest earned on these funds, channel sharing revenues, and spectrum leases (TV only)	\$	\$0	
A. Proceeds from sale in spectrum auction (TV only)	\$	\$0	
B. Interest earned on proceeds from sale in spectrum auction (TV only)	\$	\$0	
C. Payments from spectrum auction speculators (TV only)	\$	\$0	
D. Channel sharing and spectrum leases revenues (TV only)	\$	\$0	
22. Total Revenue (Sum of lines 1 through 12, 13.A, 14.A, and 15 through 21)	\$17,459,165	\$19,950,189	

[Click here to view all NFFS Eligible revenue on Lines 3 through 9.](#)

[Click here to view all NFFS Ineligible revenue on Lines 3 through 9.](#)

## Adjustments to Revenue

	2016 data	2017 data	
23. Federal revenue from line 1.	\$858,177	\$1,259,846	
24. Public broadcasting revenue from line 2.	\$2,241,924	\$2,130,793	
25. Capital funds exclusion—TV (3.2D, 4.2D, 5.2D, 6.2D, 7.2D, 8.2D, 9.2D, 18A)	\$360,193	\$436,345	
	\$106,170	\$124,031	



26. Revenue on line 20 not meeting the source, form, purpose, or recipient criteria		
27. Other automatic subtractions from total revenue	\$1,319,614	\$3,134,754
A. Auction expenses – limited to the lesser of lines 13a or 13b	\$0	\$0
B. Special fundraising event expenses – limited to the lesser of lines 14a or 14b	\$154,480	\$162,222
C. Gains from sales of property and equipment – line 16a	\$0	\$0
D. Realized gains/losses on investments (other than endowment funds) – line 16b	\$0	\$0
E. Unrealized investment and actuarial gains/losses (other than endowment funds) – line 16c	\$0	\$0
F. Realized and unrealized net investment gains/losses on endowment funds – line 17c, line 17d	\$-436,392	\$1,721,456
G. Rental income (3.2A, 4.2A, 5.2A, 6.2A, 7.2A, 8.2A, 9.2A)	\$111,121	\$100,226
H. Fees for services (3.2B, 4.2B, 5.2B, 6.2B, 7.2B, 8.2B, 9.2B)	\$307,845	\$137,560
I. Licensing Fees (3.2C, 4.2C, 5.2C, 6.2C, 7.2C, 8.2C, 9.2C)	\$167,842	\$3,605
J. Other revenue ineligible as NFFS (3.2E, 4.2E, 5.2E, 6.2E, 7.2E, 8.2E, 9.2E)	\$468,478	\$536,667
K. FMV of high-end premiums (Line 10.1)	\$546,240	\$473,018
L. All bad debt expenses from NFFS eligible revenues including but not limited to pledges, underwriting, and membership (Line 10.2)	\$0	\$0
M. Revenue from subsidiaries and other activities ineligible as NFFS (12.B, 12.C, 12.D)	\$0	\$0
N. Proceeds from spectrum auction, interest earned on these funds, channel sharing revenues, and spectrum leases from line 21 (TV only)	\$	\$0
28. <b>Total Direct Nonfederal Financial Support</b> (Line 22 less Lines 23 through 27). (Forwards to line 1 of the Summary of Nonfederal Financial Support)	\$12,573,087	\$12,864,420

## Comments

Comment	Name	Date	Status
Schedule B WorkSheet Oregon Network (1840) Portland, OR			


## Comments


Comment	Name	Date	Status
Occupancy List Oregon Network (1840) Portland, OR			

Type of Occupancy	Location	Value
Schedule B Totals Oregon Network (1840) Portland, OR		

	2016 data	2017 data
1. Total support activity benefiting station	\$	\$0
2. Occupancy value		\$0
3. Deductions: Fees paid to the licensee for overhead recovery, assessment, etc.	\$	\$0
4. Deductions: Support shown on lines 1 and 2 in excess of revenue reported in financial statements.	\$	\$0

	2016 data	2017 data
--	-----------	-----------

5. Total Indirect Administrative Support (Forwards to Line 2 of the Summary of Nonfederal Financial Support) \$ \$0 






6. Please enter an institutional type code for your licensee. 

Comments






Comment	Name	Date	Status
---------	------	------	--------

**Schedule C  
Oregon Network (1840)  
Portland, OR**






	2016 data	<u>Donor Code</u>	2017 data
--	-----------	-------------------	-----------

1. PROFESSIONAL SERVICES (must be eligible as NFFS)	\$14,400		\$14,400 
A. Legal	\$0		\$0 
B. Accounting and/or auditing	\$0		\$0 
C. Engineering	\$0		\$0 
D. Other professionals (see specific line item instructions in Guidelines before completing)	BS \$14,400	BS	\$14,400 










Description	Amount
Consultant - Lobbyist	\$14,400

2. GENERAL OPERATIONAL SERVICES (must be eligible as NFFS)	\$43,906		\$44,493 
A. Annual rental value of space (studios, offices, or tower facilities)	BS \$19,675	BS	\$15,600 
B. Annual value of land used for locating a station-owned transmission tower	\$0		\$0 
C. Station operating expenses	\$0		\$0 
D. Other (see specific line item instructions in Guidelines before completing)	BS \$24,231	BS	\$28,893 

Description	Amount
Phones & Phone services	\$27,360
Admin event rent and supplies	\$1,533

3. OTHER SERVICES (must be eligible as NFFS)	\$10,820		\$16,800 
A. ITV or educational radio	\$0		\$0 
B. State public broadcasting agencies (APBC, FL-DOE, eTech Ohio)	\$0		\$0 
C. Local advertising	BS \$10,820	BS	\$16,800 
D. National advertising	\$0		\$0 

4. Total in-kind contributions - services and other assets eligible as NFFS (sum of lines 1 through 3), forwards to Line 3a. of the Summary of Nonfederal Financial Support \$69,126 \$75,693 

5. IN-KIND CONTRIBUTIONS INELIGIBLE AS NFFS	\$5,165		\$3,571 
A. Compact discs, records, tapes and cassettes	\$0		\$0 
B. Exchange transactions	\$0		\$0 
C. Federal or public broadcasting sources	\$0		\$0 
D. Fundraising related activities	BS \$5,165	BS	\$3,571 
E. ITV or educational radio outside the allowable scope of approved activities	\$0		\$0 
F. Local productions	\$0		\$0 
G. Program supplements	\$0		\$0 
H. Programs that are nationally distributed	\$0		\$0 

	2016 data	Donor Code	2017 data
I. Promotional items	\$0		\$0
J. Regional organization allocations of program services	\$0		\$0
K. State PB agency allocations other than those allowed on line 3(b)	\$0		\$0
L. Services that would not need to be purchased if not donated	\$0		\$0
M. Other	\$0		\$0
6. Total in-kind contributions - services and other assets (line 4 plus line 5), forwards to Schedule F, line 1c. Must agree with in-kind contributions recognized as revenue in the AFS.	\$74,291		\$79,264

Comments

Comment	Name	Date	Status
Schedule D Oregon Network (1840) Portland, OR			




































	2016 data	Donor Code	2017 data
1. Land (must be eligible as NFFS)	\$0		\$0
2. Building (must be eligible as NFFS)	\$0		\$0
3. Equipment (must be eligible as NFFS)	\$0		\$0
4. Vehicle(s) (must be eligible as NFFS)	\$0		\$0
5. Other (specify) (must be eligible as NFFS)	\$0		\$0
6. Total in-kind contributions - property and equipment eligible as NFFS (sum of lines 1 through 5), forwards to Line 3b. of the Summary of Nonfederal Financial Support	\$0		\$0
7. IN-KIND CONTRIBUTIONS INELIGIBLE AS NFFS	\$16,250		\$0
a) Exchange transactions	\$0		\$0
b) Federal or public broadcasting sources	\$0		\$0
c) TV only—property and equipment that includes new facilities (land and structures), expansion of existing facilities and acquisition of new equipment	BS \$16,250		\$0
d) Other (specify)	\$0		\$0
8. Total in-kind contributions - property and equipment (line 6 plus line 7), forwards to Schedule F, line 1d. Must agree with in-kind contributions recognized as revenue in the AFS.	\$16,250		\$0

Comments

Comment	Name	Date	Status
Schedule E Oregon Network (1840) Portland, OR			

**EXPENSES**  
(Operating and non-operating)

PROGRAM SERVICES		2016 data	2017 data
	1. Programming and production	\$6,543,006	\$6,235,412
	A. TV CSG	\$926,086	\$662,056
	B. TV Interconnection	\$32,501	\$33,682
	C. Other CPB Funds	\$0	\$3,880

<b>PROGRAM SERVICES</b>		<b>2016 data</b>	<b>2017 data</b>
	D. All non-CPB Funds	\$5,584,419	\$5,535,794 
<b>+</b>	<b>2. Broadcasting and engineering</b>	\$3,119,777	\$3,347,872 
	A. TV CSG	\$257,440	\$161,905 
	B. TV Interconnection	\$0	\$0 
	C. Other CPB Funds	\$195,387	\$274,895 
	D. All non-CPB Funds	\$2,666,950	\$2,911,072 
<b>+</b>	<b>3. Program information and promotion</b>	\$709,414	\$745,495 
	A. TV CSG	\$0	\$0 
	B. TV Interconnection	\$0	\$0 
	C. Other CPB Funds	\$0	\$0 
	D. All non-CPB Funds	\$709,414	\$745,495 
<b>SUPPORT SERVICES</b>		<b>2016 data</b>	<b>2017 data</b>
<b>+</b>	<b>4. Management and general</b>	\$2,977,892	\$2,773,475 
	A. TV CSG	\$52,480	\$216,855 
	B. TV Interconnection	\$0	\$0 
	C. Other CPB Funds	\$0	\$0 
	D. All non-CPB Funds	\$2,925,412	\$2,556,620 
<b>+</b>	<b>5. Fund raising and membership development</b>	\$2,560,759	\$2,499,012 
	A. TV CSG	\$536,190	\$740,307 
	B. TV Interconnection	\$0	\$0 
	C. Other CPB Funds	\$0	\$0 
	D. All non-CPB Funds	\$2,024,569	\$1,758,705 
<b>+</b>	<b>6. Underwriting and grant solicitation</b>	\$177,243	\$149,289 
	A. TV CSG	\$0	\$0 
	B. TV Interconnection	\$0	\$0 
	C. Other CPB Funds	\$0	\$0 
	D. All non-CPB Funds	\$177,243	\$149,289 
<b>+</b>	<b>7. Depreciation and amortization (if not allocated to functional categories in lines 1 through 6)</b>	\$0	\$0 
	A. TV CSG	\$0	\$0 
	B. TV Interconnection	\$0	\$0 
	C. Other CPB Funds	\$0	\$0 
	D. All non-CPB Funds	\$0	\$0 
<b>+</b>	<b>8. Total Expenses (sum of lines 1 to 7) must agree with audited financial statements</b>	\$16,088,091	\$15,750,555 
	A. Total TV CSG (sum of Lines 1.A, 2.A, 3.A, 4.A, 5.A, 6.A, 7.A)	\$1,772,196	\$1,781,123 
	B. Total TV Interconnection (sum of Lines 1.B, 2.B, 3.B, 4.B, 5.B, 6.B, 7.B)	\$32,501	\$33,682 
		\$195,387	\$278,775 

## PROGRAM SERVICES


2016 data

2017 data

C. Total Other CPB Funds (sum of Lines 1.C, 2.C, 3.C, 4.C, 5.C, 6.C, 7.C)

D. Total All non-CPB Funds (sum of Lines 1.D, 2.D, 3.D, 4.D, 5.D, 6.D, 7.D)

\$14,088,007

\$13,656,975 

## INVESTMENT IN CAPITAL ASSETS


Cost of capital assets purchased or donated

2016 data

2017 data


9. Total capital assets purchased or donated

\$840,050

\$256,063 


9a. Land and buildings

\$38,351

\$42,477 


9b. Equipment

\$729,778

\$116,486 


9c. All other

\$71,921

\$97,100 

**10. Total expenses and investment in capital assets**  
(Sum of lines 8 and 9)

\$16,928,141

\$16,006,618 

## Additional Information


(Lines 11 + 12 must equal line 8 and Lines 13 + 14 must equal line 9)

2016 data

2017 data


11. Total expenses (direct only)

\$16,013,800

\$15,671,291 


12. Total expenses (indirect and in-kind)

\$74,291

\$79,264 

13. Investment in capital assets (direct only)

\$823,800

\$256,063 

14. Investment in capital assets (indirect and in-kind)

\$16,250

\$0 

## Comments


Comment	Name	Date	Status
---------	------	------	--------

Schedule F  
Oregon Network (1840)  
Portland, OR

2017 data

### 1. Data from AFR


a. Schedule A, Line 22

\$40,783,985 

b. Schedule B, Line 5

\$0 


c. Schedule C, Line 6

\$413,300 

d. Schedule D, Line 8

\$0 

e. Total from AFR

\$41,197,285 

## Choose Reporting Model


You **must** choose one of the three reporting models in order to complete Schedule F. After making your selection, click the "Choose" button below, which will display your reporting model. When changing to a different reporting model all data entered in the current reporting model will be lost.

- FASB
  GASB Model A proprietary enterprise-fund financial statements with business-type activities only
  GASB Model B public broadcasting entity-wide statements with mixed governmental and business-type activities


2017 data

### 2. FASB


a. Total support and revenue - unrestricted

\$39,306,509 


b. Total support and revenue - temporarily restricted

\$1,770,177 

c. Total support and revenue - permanently restricted

\$120,599 

d. Total from AFS, lines 2a-2c

\$41,197,285 

2017 data

## Reconciliation

3. Difference (line 1 minus line 2)

\$0 

4. If the amount on line 3 is not equal to \$0,  
click the "Add" button and list the reconciling items.

\$0 

### Comments

Comment	Name	Date	Status
---------	------	------	--------