

AFR Signature Page (2018)


 PRINT: [AFR Signature Page](#) OR [Entire AFR](#)


 GET HELP WITH: [AFR Signature Page](#)

Grantee Information	Summary of Non-Federal Financial Support 2018
Grantee ID: 1840	2018 data
Grantee Name: Oregon Network	1. Direct Revenue (Schedule A) \$13,642,104
City: Portland	2. Indirect Administrative (Schedule B) \$0
State: OR	3. In-kind Contributions
Licensee Type: Community	a. Services and Other Assets (Schedule C) \$75,850
	b. Property and Equipment (Schedule D) \$0
	4. Total Non-Federal Financial Support \$13,717,954

Certification by Head of Grantee

I certify that the above Schedule of Non-federal Financial Support for the fiscal year ending June,30,2018 conforms with the definition of non-federal financial support set forth in the Communications Act of 1934, as amended, and adheres to the appropriate source, form, purpose, and recipient criteria described in the Corporation for Public Broadcasting's Fiscal Year 2018 Financial Reporting Guidelines

Name of Head of Grantee: Steven M. Bass
Title: Head of Grantee
Email: sbass@opb.org
Address: Oregon Public Broadcasting, 7140 SW Macadam Ave, Portland, OR USA 97219-3099
Telephone: 503-244-9900

Independent Accountant's Report

We have examined management's assertion included in the accompanying Corporation for Public Broadcasting (CPB) Schedule of Non-Federal Financial Support that Oregon Network complied with CPB's Fiscal Year 2018 Financial Reporting Guidelines governing the amounts reported as Non-Federal Financial Support (NFFS) during the fiscal year ended June,30,2018. Management is responsible for Oregon Network 's compliance with those requirements. Our responsibility is to express an opinion on management's assertion about Oregon Network 's compliance based on our examination.

Our examination was conducted in accordance with attestation standards established by the American Institute of Certified Public Accountants and, accordingly, included examining, on a test basis, evidence about Oregon Network 's compliance with those requirements and performing such other procedures, as we considered necessary in the circumstances. We believe that our examination provides a reasonable basis for our opinion. Our examination does not provide a legal determination on Oregon Network compliance with specified requirements.

In our opinion, Oregon Network complied, in all material respects, with the aforementioned requirements for the fiscal year ended June,30,2018.

This report is intended solely for the information and use of the Corporation for Public Broadcasting and is not intended to be and should not be used by anyone other than this specified party.

Name of Independent Accountant: Jennifer Price
Title: Independent Accountant
Email: jennifer.price@mossadams.com
Address: Moss Adams LLP, 805 SW Broadway Suite 1200, Portland, OR 97205
Telephone: 503-478-2209
Audit Agency or Department: Moss Adams LLP
City: Portland
State: OR

Certified By : Steven Bass, Head Of Grantee, President & CEO, 1/9/2019 12:39:51 PM
Attested By : Jennifer Price, Independent Accountant, Partner, 1/19/2019 5:46:22 PM

[Back to Main](#)
































 [Signature Page](#)
[Comments](#)

NFFS Excluded?

If you have an NFFS Exclusion, please click the "NFFS X" button, and enter your NFFS data.

Source of Income	2017 data	2018 data
1. Amounts provided directly by federal government agencies	\$1,259,846	\$959,341
A. Grants for facilities and other capital purposes	\$0	\$0
B. Department of Education	\$0	\$0
C. Department of Health and Human Services	\$0	\$0
D. National Endowment for the Arts and Humanities	\$0	\$0
E. National Science Foundation	\$1,259,846	\$959,341
F. Other Federal Funds (specify)	\$0	\$0
2. Amounts provided by Public Broadcasting Entities	\$2,130,793	\$2,344,480
A. CPB - Community Service Grants	\$1,781,123	\$1,985,606
B. CPB - all other funds from CPB (e.g. DDF, RTL, Programming Grants)	\$312,457	\$311,044
C. PBS - all payments except copyright royalties and other pass-through payments. See Guidelines for details.	\$491	\$435
D. NPR - all payments except pass-through payments. See Guidelines for details.	\$250	\$193
E. Public broadcasting stations - all payments	\$27,609	\$47,202
F. Other PBE funds (specify)	\$8,863	\$0
3. Local boards and departments of education or other local government or agency sources	\$8,608	\$10,340
3.1 NFFS Eligible	\$4,106	\$6,497
A. Program and production underwriting	\$3,986	\$6,497
B. Grants and contributions other than underwriting	\$120	\$0
C. Appropriations from the licensee	\$0	\$0
D. Gifts and grants for facilities and equipment as restricted by the donor or received through a capital campaign (Radio only)	\$0	\$0
E. Gifts and grants received through a capital campaign but not for facilities and equipment	\$0	\$0
F. Other income eligible as NFFS (specify)	\$0	\$0
3.2 NFFS Ineligible	\$4,502	\$3,843
A. Rental income	\$3,738	\$3,843
B. Fees for services	\$0	\$0
C. Licensing fees (not royalties – see instructions for Line 15)	\$0	\$0
D. Gifts and grants for facilities and equipment as restricted by the donor or received through a capital campaign (TV only)	\$0	\$0
E. Other income ineligible for NFFS inclusion	\$764	\$0

4. State boards and departments of education or other state government or agency sources	\$231,366	\$128,572	
4.1 NFFS Eligible	\$231,366	\$128,572	
A. Program and production underwriting	\$49,223	\$0	
B. Grants and contributions other than underwriting	\$182,143	\$128,572	
C. Appropriations from the licensee	\$0	\$0	
D. Gifts and grants for facilities and equipment as restricted by the donor or received through a capital campaign (Radio only)	\$0	\$0	
E. Gifts and grants received through a capital campaign but not for facilities and equipment	\$0	\$0	
F. Other income eligible as NFFS (specify)	\$0	\$0	
4.2 NFFS Ineligible	\$0	\$0	
A. Rental income	\$0	\$0	
B. Fees for services	\$0	\$0	
C. Licensing fees (not royalties – see instructions for Line 15)	\$0	\$0	
D. Gifts and grants for facilities and equipment as restricted by the donor or received through a capital campaign (TV only)	\$0	\$0	
E. Other income ineligible for NFFS inclusion	\$0	\$0	
5. State colleges and universities	\$4,023	\$4,302	
5.1 NFFS Eligible	\$762	\$1,829	
A. Program and production underwriting	\$762	\$1,829	
B. Grants and contributions other than underwriting	\$0	\$0	
C. Appropriations from the licensee	\$0	\$0	
D. Gifts and grants for facilities and equipment as restricted by the donor or received through a capital campaign (Radio only)	\$0	\$0	
E. Gifts and grants received through a capital campaign but not for facilities and equipment	\$0	\$0	
F. Other income eligible as NFFS (specify)	\$0	\$0	
5.2 NFFS Ineligible	\$3,261	\$2,473	
A. Rental income	\$936	\$2,473	
B. Fees for services	\$0	\$0	
C. Licensing fees (not royalties – see instructions for Line 15)	\$500	\$0	
D. Gifts and grants for facilities and equipment as restricted by the donor or received through a capital campaign (TV only)	\$0	\$0	
E. Other income ineligible for NFFS inclusion	\$1,825	\$0	
6. Other state-supported colleges and universities	\$0	\$17	
6.1 NFFS Eligible	\$0	\$17	
A. Program and production underwriting	\$0	\$0	

B. Grants and contributions other than underwriting	\$0	\$17	
C. Appropriations from the licensee	\$0	\$0	
D. Gifts and grants for facilities and equipment as restricted by the donor or received through a capital campaign (Radio only)	\$0	\$0	
E. Gifts and grants received through a capital campaign but not for facilities and equipment	\$0	\$0	
F. Other income eligible as NFFS (specify)	\$0	\$0	
6.2 NFFS Ineligible	\$0	\$0	
A. Rental income	\$0	\$0	
B. Fees for services	\$0	\$0	
C. Licensing fees (not royalties – see instructions for Line 15)	\$0	\$0	
D. Gifts and grants for facilities and equipment as restricted by the donor or received through a capital campaign (TV only)	\$0	\$0	
E. Other income ineligible for NFFS inclusion	\$0	\$0	
7. Private colleges and universities	\$12,304	\$15,214	
7.1 NFFS Eligible	\$8,035	\$12,575	
A. Program and production underwriting	\$8,035	\$12,575	
B. Grants and contributions other than underwriting	\$0	\$0	
C. Appropriations from the licensee	\$0	\$0	
D. Gifts and grants for facilities and equipment as restricted by the donor or received through a capital campaign (Radio only)	\$0	\$0	
E. Gifts and grants received through a capital campaign but not for facilities and equipment	\$0	\$0	
F. Other income eligible as NFFS (specify)	\$0	\$0	
7.2 NFFS Ineligible	\$4,269	\$2,639	
A. Rental income	\$2,531	\$2,639	
B. Fees for services	\$0	\$0	
C. Licensing fees (not royalties – see instructions for Line 15)	\$0	\$0	
D. Gifts and grants for facilities and equipment as restricted by the donor or received through a capital campaign (TV only)	\$0	\$0	
E. Other income ineligible for NFFS inclusion	\$1,738	\$0	
8. Foundations and nonprofit associations	\$984,578	\$1,260,732	
8.1 NFFS Eligible	\$886,890	\$853,168	
A. Program and production underwriting	\$732,159	\$650,752	
B. Grants and contributions other than underwriting	\$154,731	\$202,416	
C. Gifts and grants for facilities and equipment as restricted by the donor or received through a capital campaign (Radio only)	\$0	\$0	
D. Gifts and grants received through a capital campaign but not for facilities and equipment	\$0	\$0	

E. Other income eligible as NFFS (specify)	\$0	\$0	🗨
8.2 NFFS Ineligible	\$97,688	\$407,564	🗨
A. Rental income	\$223	\$0	🗨
B. Fees for services	\$5,000	\$0	🗨
C. Licensing fees (not royalties – see instructions for Line 15)	\$1,000	\$0	🗨
D. Gifts and grants for facilities and equipment as restricted by the donor or received through a capital campaign (TV only)	\$42,477	\$337,153	🗨
E. Other income ineligible for NFFS inclusion	\$48,988	\$70,411	🗨

Description	Amount
Sale of program for private use	\$7,157
Advertising Revenue	\$63,254

9. Business and Industry	\$1,275,178	\$1,358,014	🗨
9.1 NFFS Eligible	\$563,613	\$701,102	🗨
A. Program and production underwriting	\$428,408	\$568,835	🗨
B. Grants and contributions other than underwriting	\$135,205	\$132,267	🗨
C. Gifts and grants for facilities and equipment as restricted by the donor or received through a capital campaign (Radio only)	\$0	\$0	🗨
D. Gifts and grants received through a capital campaign but not for facilities and equipment	\$0	\$0	🗨
E. Other income eligible as NFFS (specify)	\$0	\$0	🗨

9.2 NFFS Ineligible	\$711,565	\$656,912	🗨
A. Rental income	\$92,798	\$88,849	🗨
B. Fees for services	\$132,560	\$77,972	🗨
C. Licensing fees (not royalties – see instructions for Line 15)	\$2,105	\$4,850	🗨
D. Gifts and grants for facilities and equipment as restricted by the donor or received through a capital campaign (TV only)	\$750	\$0	🗨
E. Other income ineligible for NFFS inclusion	\$483,352	\$485,241	🗨

Description	Amount
Leasing of SCA, VBI, ITFS	\$432,592
Advertising Revenue	\$22,394
Membership List Revenue	\$26,671
Sale of program for private use	\$3,247
Bad debt charged to allowance	\$337






10. Memberships and subscriptions (net of membership bad debt expense)	\$6,699,689	\$7,393,153	🗨
10.1 NFFS Exclusion – Fair market value of premiums that are not of insubstantial value	\$473,018	\$849,067	🗨
10.2 NFFS Exclusion – All bad debt expenses from NFFS eligible revenues including but not limited to pledges, underwriting, and membership (unless netted elsewhere in Schedule A)	\$0	\$0	🗨

	2017 data	2018 data	🗨
10.3 Total number of contributors.	63,111	72,572	🗨























\$0 \$0 🗨

11. Revenue from Friends groups less any revenue included on line 10

	2017 data	2018 data	
11.1 Total number of Friends contributors.	0	0	

12. Subsidiaries and other activities unrelated to public broadcasting (See instructions)	\$0	\$0	
A. Nonprofit subsidiaries involved in telecommunications activities	\$0	\$0	
B. NFFS Ineligible – Nonprofit subsidiaries not involved in telecommunications activities	\$0	\$0	
C. NFFS Ineligible – For-profit subsidiaries regardless of the nature of its activities	\$0	\$0	
D. NFFS Ineligible – Other activities unrelated to public broadcasting	\$0	\$0	

Form of Revenue


	2017 data	2018 data	
13. Auction revenue (see instructions for Line 13)	\$0	\$0	
A. Gross auction revenue	\$0	\$0	
B. Direct auction expenses	\$0	\$0	
14. Special fundraising activities (see instructions for Line 14)	\$690,098	\$847,833	
A. Gross special fundraising revenues	\$852,320	\$1,039,742	
B. Direct special fundraising expenses	\$162,222	\$191,909	
15. Passive income	\$217,787	\$145,586	
A. Interest and dividends (other than on endowment funds)	\$45,642	\$33,698	
B. Royalties	\$11,881	\$13,446	
C. PBS or NPR pass-through copyright royalties	\$160,264	\$98,442	
16. Gains and losses on investments, charitable trusts and gift annuities and sale of other assets (other than endowment funds)	\$0	\$19,245	
A. Gains from sales of property and equipment (do not report losses)	\$0	\$17,887	
B. Realized gains/losses on investments (other than endowment funds)	\$0	\$0	
C. Unrealized gains/losses on investments and actuarial gains/losses on charitable trusts and gift annuities (other than endowment funds)	\$0	\$1,358	
17. Endowment revenue	\$3,435,867	\$2,445,145	
A. Contributions to endowment principal	\$1,345,632	\$1,285,763	
B. Interest and dividends on endowment funds	\$368,779	\$414,414	
C. Realized net investment gains and losses on endowment funds (if this is a negative amount, add a hyphen, e.g., "-1,765")	\$317,894	\$347,836	
D. Unrealized net investment gains and losses on endowment funds (if this is a negative amount, add a hyphen, e.g., "-1,765")	\$1,403,562	\$397,132	
18. Capital fund contributions from individuals (see instructions)	\$393,118	\$77,512	
A. Facilities and equipment (except funds received from federal or public broadcasting sources)	\$393,118	\$77,512	
B. Other	\$0	\$0	

19. Gifts and bequests from major individual donors \$2,320,681 \$2,700,662 

	2017 data	2018 data	
19.1 Total number of major individual donors	1,072	1,207	

20. Other Direct Revenue \$124,031 \$174,520 

Description	Amount
Various	\$174,520
Exclusion Description	Amount
Sale of premiums	\$964
Sale or rental of program transcripts or recording for other than public performance including private use	\$193
Ticket sales to concerts and other events (exclusive of contributions portion if disclosed)	\$44,895
A wholly owned or partially owned for-profit subsidiary regardless of the nature of the business	\$119,296
Refunds, rebates, reimbursements and insurance proceeds	\$9,172

Line 21. Proceeds from the FCC Spectrum Incentive Auction, interest and dividends earned on these funds, channel sharing revenues, and spectrum leases \$0 \$0 

A. Proceeds from sale in spectrum auction \$0 \$0 

B. Interest and dividends earned on spectrum auction related revenue \$0 \$0 

C. Payments from spectrum auction speculators \$0 \$0 

D. Channel sharing and spectrum leases revenues \$0 \$0 









E. Spectrum repacking funds \$ \$0 

22. Total Revenue (Sum of lines 1 through 12, 13.A, 14.A, and 15 through 21) \$19,950,189 \$20,076,577 

[Click here to view all NFFS Eligible revenue on Lines 3 through 9.](#)

[Click here to view all NFFS Ineligible revenue on Lines 3 through 9.](#)

Adjustments to Revenue

	2017 data	2018 data	
23. Federal revenue from line 1.	\$1,259,846	\$959,341	
24. Public broadcasting revenue from line 2.	\$2,130,793	\$2,344,480	
25. Capital funds exclusion—TV (3.2D, 4.2D, 5.2D, 6.2D, 7.2D, 8.2D, 9.2D, 18A)	\$436,345	\$414,665	
26. Revenue on line 20 not meeting the source, form, purpose, or recipient criteria	\$124,031	\$174,520	
27. Other automatic subtractions from total revenue	\$3,134,754	\$2,541,467	
A. Auction expenses – limited to the lesser of lines 13a or 13b	\$0	\$0	
B. Special fundraising event expenses – limited to the lesser of lines 14a or 14b	\$162,222	\$191,909	
C. Gains from sales of property and equipment – line 16a	\$0	\$17,887	

D. Realized gains/losses on investments (other than endowment funds) – line 16b	\$0	\$0	
E. Unrealized investment and actuarial gains/losses (other than endowment funds) – line 16c	\$0	\$1,358	
F. Realized and unrealized net investment gains/losses on endowment funds – line 17c, line 17d	\$1,721,456	\$744,968	
G. Rental income (3.2A, 4.2A, 5.2A, 6.2A, 7.2A, 8.2A, 9.2A)	\$100,226	\$97,804	
H. Fees for services (3.2B, 4.2B, 5.2B, 6.2B, 7.2B, 8.2B, 9.2B)	\$137,560	\$77,972	
I. Licensing Fees (3.2C, 4.2C, 5.2C, 6.2C, 7.2C, 8.2C, 9.2C)	\$3,605	\$4,850	
J. Other revenue ineligible as NFFS (3.2E, 4.2E, 5.2E, 6.2E, 7.2E, 8.2E, 9.2E)	\$536,667	\$555,652	
K. FMV of high-end premiums (Line 10.1)	\$473,018	\$849,067	
L. All bad debt expenses from NFFS eligible revenues including but not limited to pledges, underwriting, and membership (Line 10.2)	\$0	\$0	
M. Revenue from subsidiaries and other activities ineligible as NFFS (12.B, 12.C, 12.D)	\$0	\$0	
N. Proceeds from spectrum auction and related revenues from line 21.	\$0	\$0	
28. Total Direct Nonfederal Financial Support (Line 22 less Lines 23 through 27). (Forwards to line 1 of the Summary of Nonfederal Financial Support)	\$12,864,420	\$13,642,104	

Comments

Comment	Name	Date	Status
Schedule B WorkSheet Oregon Network (1840) Portland, OR			

Comments

Comment	Name	Date	Status
Occupancy List Oregon Network (1840) Portland, OR			

Type of Occupancy Location

Value

Schedule B Totals
Oregon Network (1840)
Portland, OR

2017 data

2018 data

1. Total support activity benefiting station	\$	\$0	
2. Occupancy value		\$0	
3. Deductions: Fees paid to the licensee for overhead recovery, assessment, etc.	\$	\$0	
4. Deductions: Support shown on lines 1 and 2 in excess of revenue reported in financial statements.	\$	\$0	
5. Total Indirect Administrative Support (Forwards to Line 2 of the Summary of Nonfederal Financial Support)	\$	\$0	
6. Please enter an institutional type code for your licensee.			

Comments

Comment	Name	Date	Status
Schedule C Oregon Network (1840) Portland, OR			

	2017 data	Donor Code	2018 data	
1. PROFESSIONAL SERVICES (must be eligible as NFFS)	\$14,400		\$15,000	
A. Legal	\$0		\$0	
B. Accounting and/or auditing	\$0		\$0	
C. Engineering	\$0		\$0	
D. Other professionals (see specific line item instructions in Guidelines before completing)	BS \$14,400	BS	\$15,000	
	Description		Amount	
	Consultant - lobbyist		\$15,000	
2. GENERAL OPERATIONAL SERVICES (must be eligible as NFFS)	\$44,493		\$45,840	
A. Annual rental value of space (studios, offices, or tower facilities)	BS \$15,600	BS	\$19,200	
B. Annual value of land used for locating a station-owned transmission tower	\$0		\$0	
C. Station operating expenses	\$0		\$0	
D. Other (see specific line item instructions in Guidelines before completing)	BS \$28,893	BS	\$26,640	
	Description		Amount	
	phones and phone services		\$26,640	
3. OTHER SERVICES (must be eligible as NFFS)	\$16,800		\$15,010	
A. ITV or educational radio	\$0		\$0	
B. State public broadcasting agencies (APBC, FL-DOE, eTech Ohio)	\$0		\$0	
C. Local advertising	BS \$16,800	BS	\$15,010	
D. National advertising	\$0		\$0	
4. Total in-kind contributions - services and other assets eligible as NFFS (sum of lines 1 through 3), forwards to Line 3a. of the Summary of Nonfederal Financial Support	\$75,693		\$75,850	
5. IN-KIND CONTRIBUTIONS INELIGIBLE AS NFFS	\$3,571		\$9,704	
A. Compact discs, records, tapes and cassettes	\$0		\$0	
B. Exchange transactions	\$0		\$0	
C. Federal or public broadcasting sources	\$0		\$0	
D. Fundraising related activities	BS \$3,571	BS	\$9,704	
E. ITV or educational radio outside the allowable scope of approved activities	\$0		\$0	
F. Local productions	\$0		\$0	
G. Program supplements	\$0		\$0	
H. Programs that are nationally distributed	\$0		\$0	
I. Promotional items	\$0		\$0	
J. Regional organization allocations of program services	\$0		\$0	
K. State PB agency allocations other than those allowed on line 3(b)	\$0		\$0	
L. Services that would not need to be purchased if not donated	\$0		\$0	
M. Other	\$0		\$0	
	\$79,264		\$85,554	

	2017 data	<u>Donor Code</u>	2018 data
--	-----------	-------------------	-----------

6. Total in-kind contributions - services and other assets (line 4 plus line 5), forwards to Schedule F, line 1c. Must agree with in-kind contributions recognized as revenue in the AFS.

Comments

Comment	Name	Date	Status
---------	------	------	--------

Schedule D
Oregon Network (1840)
Portland, OR

	2017 data	<u>Donor Code</u>	2018 data
--	-----------	-------------------	-----------

1. Land (must be eligible as NFFS)	\$		\$0
2. Building (must be eligible as NFFS)	\$		\$0
3. Equipment (must be eligible as NFFS)	\$		\$0
4. Vehicle(s) (must be eligible as NFFS)	\$		\$0
5. Other (specify) (must be eligible as NFFS)	\$		\$0
6. Total in-kind contributions - property and equipment eligible as NFFS (sum of lines 1 through 5), forwards to Line 3b. of the Summary of Nonfederal Financial Support	\$		\$0
7. IN-KIND CONTRIBUTIONS INELIGIBLE AS NFFS	\$		\$0
a) Exchange transactions	\$		\$0
b) Federal or public broadcasting sources	\$		\$0
c) TV only—property and equipment that includes new facilities (land and structures), expansion of existing facilities and acquisition of new equipment	\$		\$0
d) Other (specify)	\$		\$0
8. Total in-kind contributions - property and equipment (line 6 plus line 7), forwards to Schedule F, line 1d. Must agree with in-kind contributions recognized as revenue in the AFS.	\$		\$0

Comments

Comment	Name	Date	Status
---------	------	------	--------

Schedule E
Oregon Network (1840)
Portland, OR

EXPENSES
 (Operating and non-operating)

PROGRAM SERVICES	2017 data	2018 data
-------------------------	-----------	-----------

+ 1. Programming and production	\$6,235,412	\$6,333,191
A. TV CSG	\$662,056	\$688,421
B. TV Interconnection	\$33,682	\$37,887
C. Other CPB Funds	\$3,880	\$0
D. All non-CPB Funds	\$5,535,794	\$5,606,883
+ 2. Broadcasting and engineering	\$3,347,872	\$3,574,984
A. TV CSG	\$161,905	\$174,098
B. TV Interconnection	\$0	\$0
C. Other CPB Funds	\$274,895	\$273,157
D. All non-CPB Funds	\$2,911,072	\$3,127,729

PROGRAM SERVICES		2017 data	2018 data
+	3. Program information and promotion	\$745,495	\$671,388
	A. TV CSG	\$0	\$0
	B. TV Interconnection	\$0	\$0
	C. Other CPB Funds	\$0	\$0
	D. All non-CPB Funds	\$745,495	\$671,388
SUPPORT SERVICES		2017 data	2018 data
+	4. Management and general	\$2,773,475	\$2,760,775
	A. TV CSG	\$216,855	\$235,219
	B. TV Interconnection	\$0	\$0
	C. Other CPB Funds	\$0	\$0
	D. All non-CPB Funds	\$2,556,620	\$2,525,556
+	5. Fund raising and membership development	\$2,499,012	\$2,730,166
	A. TV CSG	\$740,307	\$887,868
	B. TV Interconnection	\$0	\$0
	C. Other CPB Funds	\$0	\$0
	D. All non-CPB Funds	\$1,758,705	\$1,842,298
+	6. Underwriting and grant solicitation	\$149,289	\$183,228
	A. TV CSG	\$0	\$0
	B. TV Interconnection	\$0	\$0
	C. Other CPB Funds	\$0	\$0
	D. All non-CPB Funds	\$149,289	\$183,228
+	7. Depreciation and amortization (if not allocated to functional categories in lines 1 through 6)	\$0	\$0
	A. TV CSG	\$0	\$0
	B. TV Interconnection	\$0	\$0
	C. Other CPB Funds	\$0	\$0
	D. All non-CPB Funds	\$0	\$0
+	8. Total Expenses (sum of lines 1 to 7) must agree with audited financial statements	\$15,750,555	\$16,253,732
	A. Total TV CSG (sum of Lines 1.A, 2.A, 3.A, 4.A, 5.A, 6.A, 7.A)	\$1,781,123	\$1,985,606
	B. Total TV Interconnection (sum of Lines 1.B, 2.B, 3.B, 4.B, 5.B, 6.B, 7.B)	\$33,682	\$37,887
	C. Total Other CPB Funds (sum of Lines 1.C, 2.C, 3.C, 4.C, 5.C, 6.C, 7.C)	\$278,775	\$273,157
	D. Total All non-CPB Funds (sum of Lines 1.D, 2.D, 3.D, 4.D, 5.D, 6.D, 7.D)	\$13,656,975	\$13,957,082

INVESTMENT IN CAPITAL ASSETS

Cost of capital assets purchased or donated

	2017 data	2018 data
9. Total capital assets purchased or donated	\$256,063	\$655,765
9a. Land and buildings		

	2017 data	2018 data
	\$42,477	\$363,089
9b. Equipment	\$116,486	\$256,804
9c. All other	\$97,100	\$35,872
10. Total expenses and investment in capital assets (Sum of lines 8 and 9)	\$16,006,618	\$16,909,497

Additional Information

(Lines 11 + 12 must equal line 8 and Lines 13 + 14 must equal line 9)

	2017 data	2018 data
11. Total expenses (direct only)	\$15,671,291	\$16,168,178
12. Total expenses (indirect and in-kind)	\$79,264	\$85,554
13. Investment in capital assets (direct only)	\$256,063	\$655,765
14. Investment in capital assets (indirect and in-kind)	\$0	\$0

Comments

Comment	Name	Date	Status
---------	------	------	--------

Schedule F
Oregon Network (1840)
Portland, OR

	2018 data
1. Data from AFR	
a. Schedule A, Line 22	\$41,206,373
b. Schedule B, Line 5	\$0
c. Schedule C, Line 6	\$412,352
d. Schedule D, Line 8	\$0
e. Total from AFR	\$41,618,725

Choose Reporting Model

You **must** choose one of the three reporting models in order to complete Schedule F. After making your selection, click the "Choose" button below, which will display your reporting model. When changing to a different reporting model all data entered in the current reporting model will be lost.

- FASB
 GASB Model A proprietary enterprise-fund financial statements with business-type activities only
 GASB Model B public broadcasting entity-wide statements with mixed governmental and business-type activities

	2018 data
2. FASB	
a. Total support and revenue - unrestricted	\$40,620,858
b. Total support and revenue - temporarily restricted	\$935,118
c. Total support and revenue - permanently restricted	\$62,749
d. Total from AFS, lines 2a-2c	\$41,618,725

Reconciliation

	2018 data
3. Difference (line 1 minus line 2)	\$0
4. If the amount on line 3 is not equal to \$0, click the "Add" button and list the reconciling items.	\$0

Comments

Comment	Name	Date	Status
---------	------	------	--------